Reverse Voltage - 40V~100V

Forward Current - 5 A

FEATURES

MECHANICAL DATA

Maximum Ratings and Electrical Characteristics

Par g a

Ratings And Characteristic Curves

FIG. 1- DERATING CURVE OUTPUT RECTIFIED CURRENT

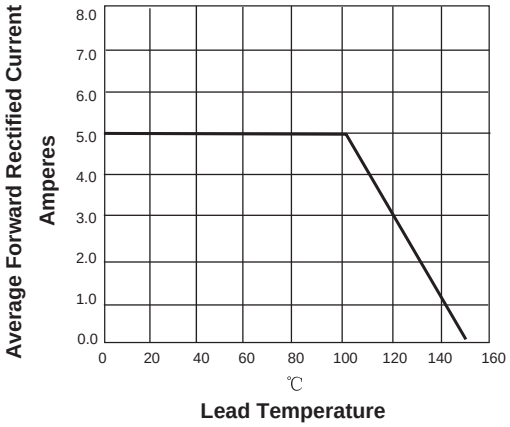

FIG. 2-MAXIMUM NON-REPETITIVE PEAK FORWARD SURGE CURRENT PERLEG

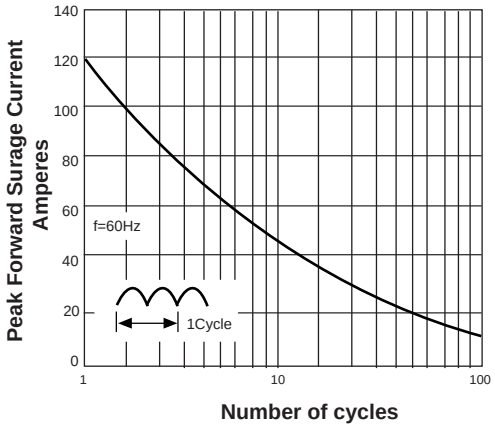

FIG. 3-TYPICAL FORWARD VOLTAGE CHARACTERISTICS

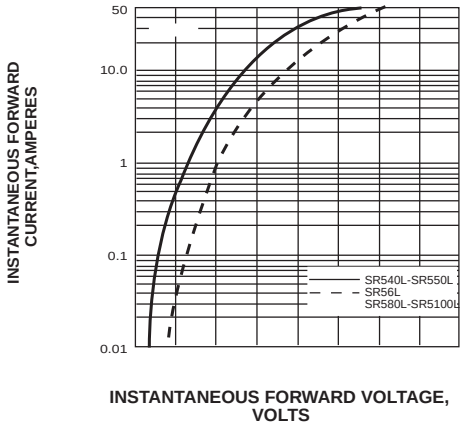

FIG. 4-TYPICAL REVERSE LEAKAGE CHARACTERISTICS

	bulk	250PCS/500PCS/Box 25000PCS/Carton
	braid	1000PCS/1250PCS/Box 10000PCS/Carton/12500PCS/Carton



A	-	9.50	-	0.370
B	-	6.40	-	0.250
C	1.20	1.30	0.048	0.052
D	25.4	-	1.00	-

The information presented in this document is for reference only. GuangDong Youfeng Microelectronics Co.,Ltd. reserves the right to make changes without notice for the specification of the products displayed herein to improve reliability, function or design or otherwise. The product listed herein is designed to be used with ordinary electronic equipment or devices, and not designed to be used with equipment or devices which require high level of reliability and the malfunction of with would directly endanger human life (such as medical instruments, transportation equipment, aerospace machinery, nuclear-reactor controllers, fuel controllers and other safety devices),YFW or anyone on its behalf, assumes no responsibility or liability for any damages resulting from such improper use of sale. This publication supersedes & replaces all information previously supplied. For additional information, please visit d.G i icwob d