Trench MOS Barrier Schottky Rectifier

Reverse Voltage - 60 V

Forward Current - 10 A

FEATURES

- Advanced trench technology
- Low forward voltage drop
- Low power losses
- High efficiency operation
- Lead free in comply with EU RoHS 2011/65/EU directives

MECHANICAL DATA

- Case: DO-201AD/DO-27
- Terminals: Solderable per MIL-STD-750, Method 2026
- Approx. Weight: 0.98g / 0.0345oz

Maximum Ratings (Per Leg) at Ta=25°C unless otherwise specified

Parameter		Symbols	Value	Units
Maximum Repetitive Peak Reverse Voltage		V_{RRM}	60	V
Maximum RMS voltage		V_{RMS}	60	V
Maximum DC Blocking Voltage		V_{DC}	60	V
Maximum Average Forward Rectified Current	Per diode	$I_{F(AV)}$	10	A
Peak Forward Surge Current, 8.3ms Single Half Sine-wave		8Peak MCID 552 /De3 0 -1ceRB cs stuakeTJ7(a)19 0.1st/Devic(e)4(r)5o5(		

RATINGS AND CHARACTERISTIC CURVES

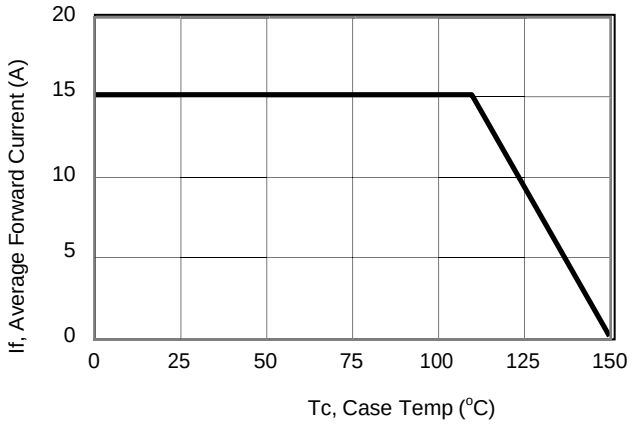

Current Derating, Case

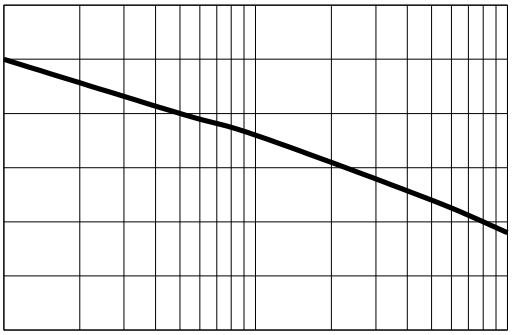

Maximum Repetitive Surge Current

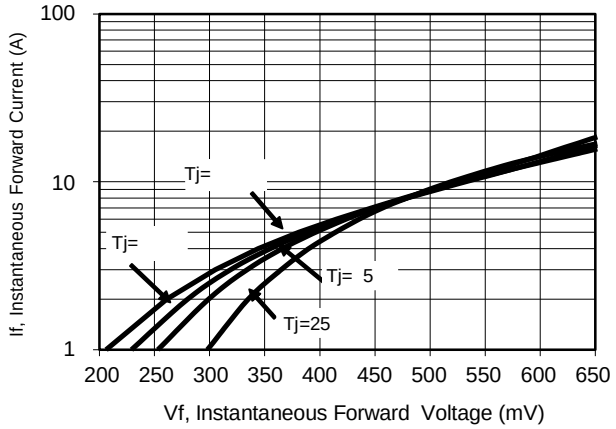

Typical Forward Voltage

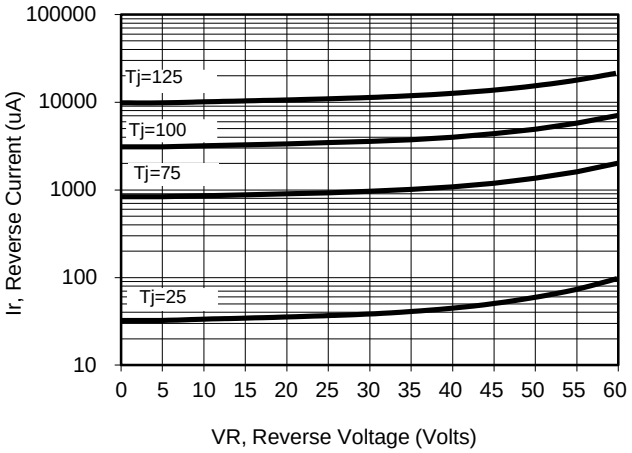

Typical Reverse Current

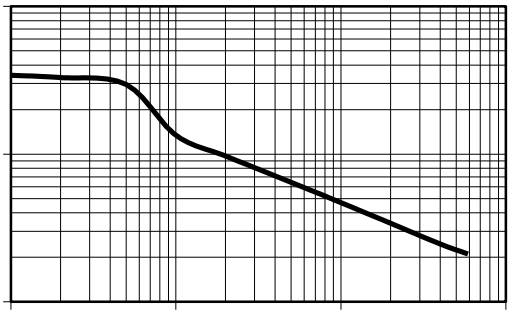

Typical Junction Capacitance

	bulk		250PCS/500PCS/Box 25000PCS/Carton
	braid		1000PCS/1250PCS/Box 10000PCS/Carton/12500PCS/Carton
