# SSL24 SMA

**Surface Mount Schottky Barrier Rectifier**

**Reverse Voltage - 40V**

**Forward Current - 2 A**

## Pinning

**1.Cathode** **2.Anode**




**YFW SSL24**

## FEATURES

Metal silicon junction, majority carrier conduction

For surface mounted applications

Low power loss, high efficiency

High forward surge current capability

For use in low voltage, high frequency inverters,

free wheeling, and polarity protection applications

Lead free in comply with EU RoHS 2011/65/EU directives

## MECHANICAL DATA

Case: DO-214AC/SMA

Terminals: Solderable per MIL-STD-750, Method 2026

Approx. Weight: 0.07g / 0.002oz

## Ratings And Characteristic Curves

Fig.1 Forward Current Derating Curve

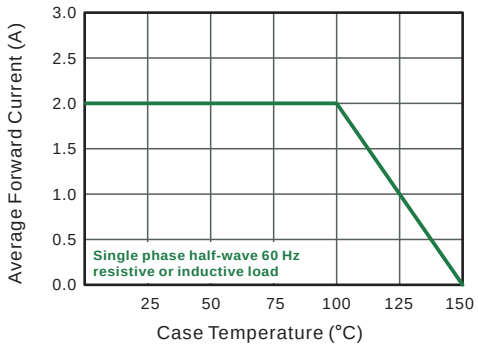


Fig.2 Typical Reverse Characteristics

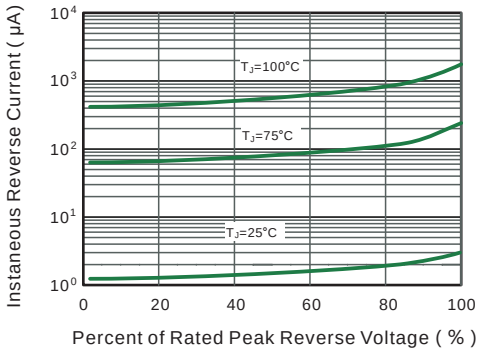


Fig.3 Typical Forward Characteristic

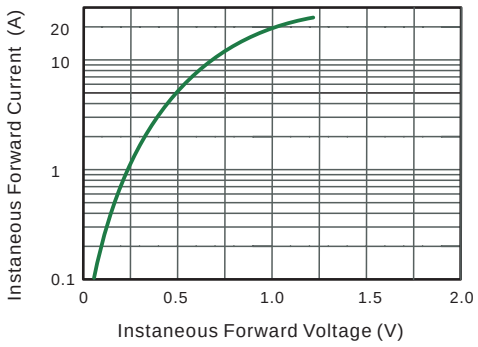


Fig.4 Typical Junction Capacitance

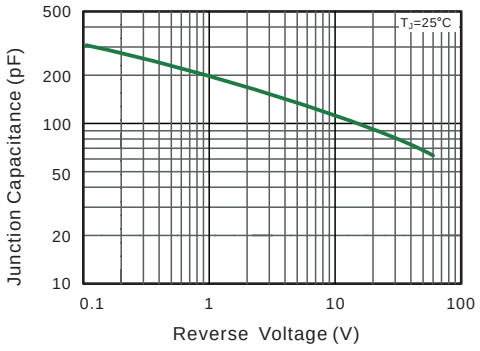


Fig.5 Maximum Non-Repetitive Peak Forward Surage Current

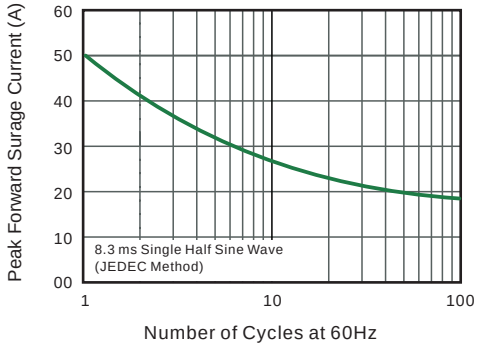


Fig.6- Typical Transient Thermal Impedance

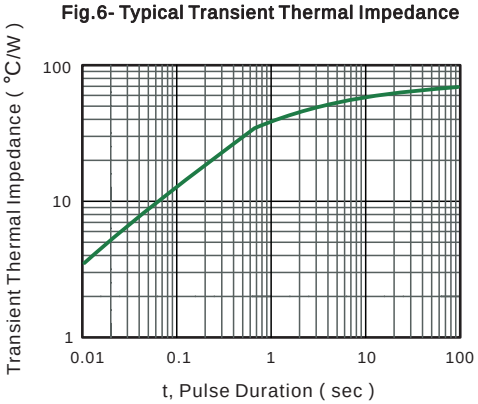

## Marking Diagram

## Ordering information

| Package | Packing Description | Packing Quantity |
|---|---|---|
| DO-214AC SMA | Tape/Reel,13”reel | 5000PCS/Reel 50000PCS/Carton |
| | Tape/Reel,7”reel | 2000PCS/Reel 50000PCS/Carton |

## Package Dimensions

**DO-214AC SMA**

**Millimeter(mm) mil**

**Dim.**

30 108249 6307 m 1008 6307 T /DeviceG10 2cn 0cn /FAAAA1C10 2.690CN /FAAAAX0 i AAAI 1 1 4 i /8 98.Tm 98.Tm /6.2 gs33.961 3