YFW SL345B

SSL345BF

Fig.1 Forward Current Derating Curve

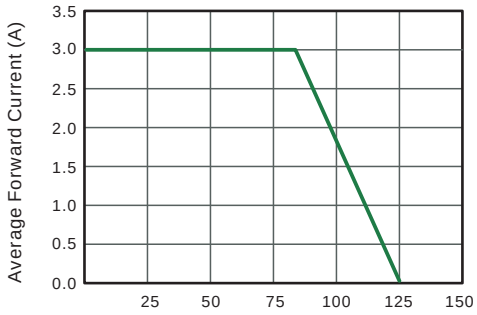

Fig.3 Typical Forward Characteristic

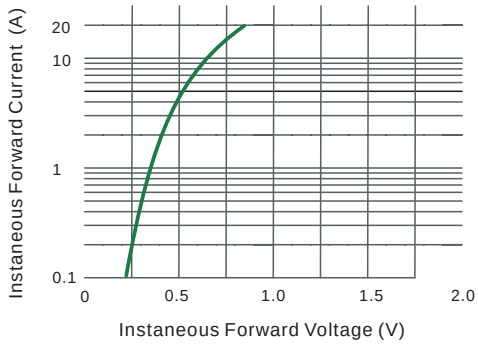

Fig.4 Typical Junction Capacitance

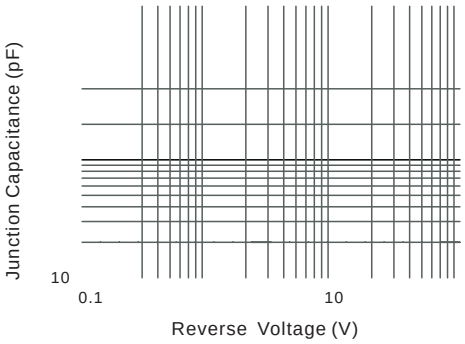

Marking Diagram

Ordering information

Package	Packing Description	Packing Quantity
SMBF	Tape/Reel,13”reel	5000PCS/Reel 50000PCS/Carton

Package Dimensions

SMBF

	Dim.	Millimeter(mm)		mil	
		Min.	Max.	Min.	Max.
	A	1.1	1.		

The information presented in this document is for reference only. GuangDong Youfeng Microelectronics herein to improve reliability, function or design or otherwise. The product listed herein is designed to be used with ordinary electronic equipment or devices, and not designed to be used with equipment or devices which instruments, transportation equipment, aerospace machinery, nuclear-

other safety devices),YFW or anyone on its behalf, assumes no responsibility or liability for any damages resulting from such improper use of sale. This publication supersedes & replaces all information previously supplied. For additional information, please visit our website www.yfwdiode.com or contact YFW sales office for further assistance.