LOW VF SCHOTTKY RECTIFIER

Reverse Voltage - 300 V

Forward Current - 20A

FEATURES

- Low forward voltage
- High current capability
- High forward surge capability
- Low power losses，High efficiency
- Guarding for over voltage protection

MECHANICAL DATA

- Case: Molded plastic
- Polarity: As marked
- Mounting Position: Any
- Molded Plastic: UL Flammability Classification Rating 94V-0
- Lead free in compliance with EU RoHS 2011/65/EU directive
- Solder bath temperature 275℃ maximum,10s per JESD 22-B106

Primary Characteristic

I_o	2*10A
V_{RRM}	300V
I_{FSM}	180A
V_F	0.78V
T_J Max	150℃

Maximum Ratings (Per Leg) at Ta=25°C unless otherwise specified

Characteristics		Symbol	Value	Unit
Maximum Repetitive Peak Reverse Voltage		V_{RRM}	300	V
Working Peak Reverse Voltage		V_{RWM}		V
Maximum DC Blocking Voltage		V_{DC}	300	V
Maximum Average Forward Rectified Current	Per Leg	I_O	10	A
	Total		20	
Peak Forward Surge Current,8.3 ms Single Half Sine-wave Superimposed on Rated Load (JEDEC method)		I_{FSM}	180	A
Operating Temperature Range		T_J	-50 to +150	°C
Storage Temperature Range		T_{STG}	-50 to +150	°C
Typical Thermal Resistance (Note1)				

RATINGS AND CHARACTERISTIC CURVES

FIG.1 MAXIMUM FORWARD CURRENT DERATING CURVE

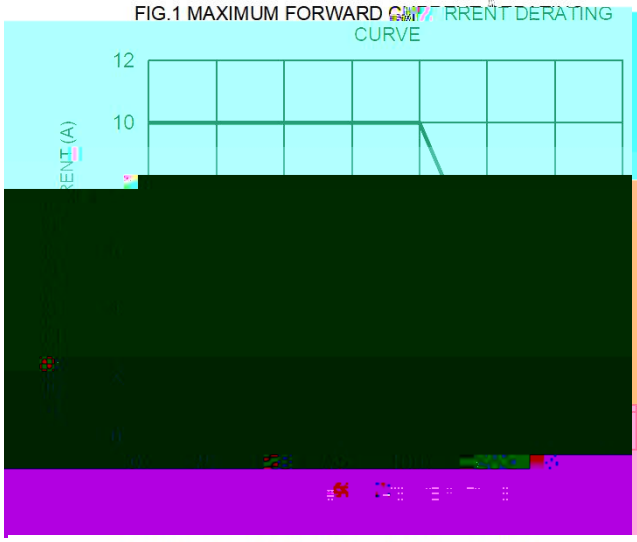

FIG. 2 MAXIMUM NON-REPETITIVE FORWARD SURGE CURRENT PER LEG

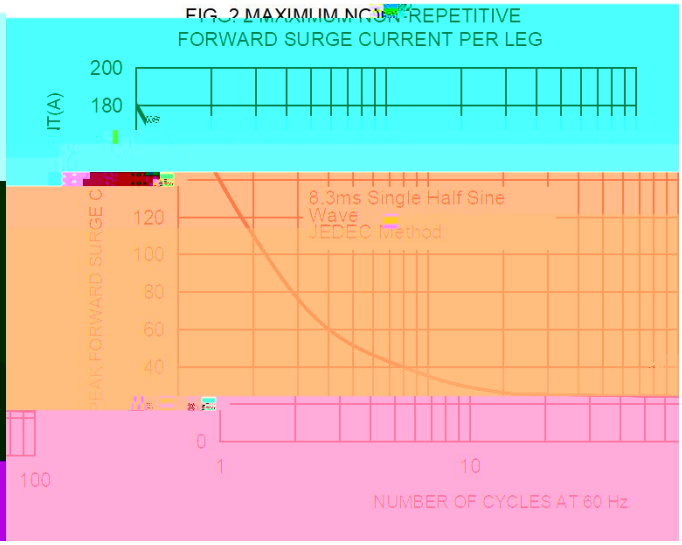

FIG. 3 TYPICAL FORWARD CHARACTERISTICS PER LEG

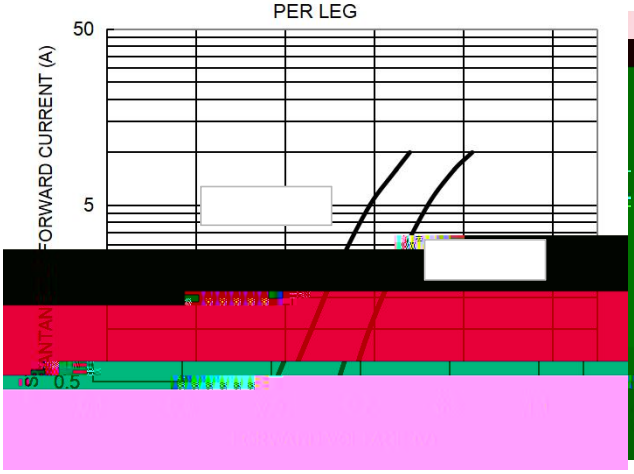

FIG. 4 TYPICAL REVERSE CHARACTERISTICS PER LEG



Marking Diagram

Ordering information

Model name	Package	Unit Weight	Base Quantity	Packing Quantity
	! ! " # $ %	" & " ' ( ) * + & , - . / % %	0 " 1 2 3 4 5 6 7 8 % %	+ " " " 9 : ; 4 $ (< % 0 " " " 9 : ; 4 : = > 5 (? %

Package Dimensions

TO-

D

	TO-220F	0.06oz(1.74g)	50pcs/tube	1000PCS/Box 5000PCS/Carton

g

A	4.50	4.90	0.177	0.193
A1	2.34	2.74	0.092	0.108
A2	2.66	2.86	0.105	0.113
b	0.75	0.85	0.030	0.033
b1	1.24	1.44	0.049	0.057
c	0.3			

0.57

Marking Diagram



Ordering information

Model name	Package	Unit Weight	Base Quantity	Packing Quantity
SRM20L300 C	TO-263	0.04oz(1.16g)	800pcs/reel	1600pcs/box 8000pcs/Carton

Package Dimensions

TO-263

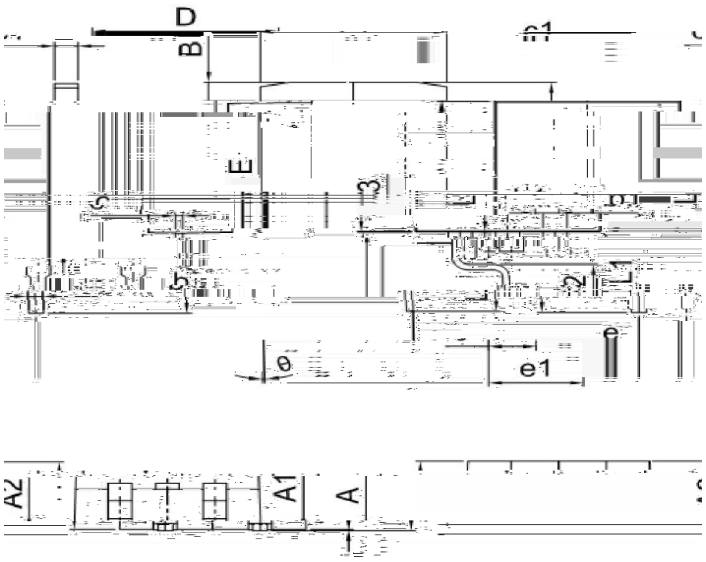

Dim	Millimeter		Inches	
	Min.	Max.	Min.	Max.
A	4.30	4.70	0.169	0.185
A1	0.00	0.15	0.000	0.006
A2	4.30	4.55	0.169	0.179
B	1.10	1.50	0.043	0.059
b	0.70	0.90	0.028	0.035
b1	1.20	1.50	0.047	0.059
c	0.30	0.60	0.012	0.024
c1	1.17	1.37	0.046	0.054
D	9.90	10.20	0.390	0.402
E	8.50	8.90	0.335	0.350
e	2.44	2.64	0.096	0.104
e1	4.88	5.28	0.192	0.208
L	15.00	15.30	0.591	0.602
L1	5.20	5.40	0.205	0.213
L2	2.40	2.60	0.094	0.102
L3	1.60	1.80	0.063	0.071

The information presented in this document is for reference thE fe ŕ ŧ l' i ṁ i D