YFW 佑风微

PS14S SOD-323HE

SURFACE MOUNTSCHOTTKY RECTIFIERS

Reverse Voltage - 40V

Forward Current - 1.0 A

Pinning

1.Cathode	2.Anode



SOD-323HE

Marking Code	
PS14S	14S

FEATURES

- Metal silicon junction, majority carrier conduction
- Heatsink structure
- Low power loss, high efficiency
- Super Low VF Schottky barrier diodes
- For use in low voltage, high frequency inverters, free wheeling, and polarity protection applications
- LeadfreeincomplywithEURoHS2011/65/EUdirectives

MECHANICAL DATA

- Case:SOD-323HE
- Terminals: Solderable per MIL-STD-750, Method2026
- Approx. Weight: 5.4mg /0.00019oz

Maximum Ratings (TA = 25 °C unless otherwise noted)

Parameter	Symbols	PS14S	Units
Maximum Repetitive Peak Reverse Voltage	V_{RRM}	40	V
Maximum RMS voltage	V_{RMS}	28	V
Maximum DC Blocking Voltage	V_{DC}	40	V
Maximum Average Forward Rectified Current	$I_{F(AV)}$	1.0	A
Peak Forward Surge Current, 8.3ms Single Half Sine-waveSuperimposed On Rated Load	I_{FSM}	15	A
Operating junction temperature range	Tj	125	°C
Storage temperature range	T_{stg}	- 55 to +150	°C

Electrical Characteristics (TA = 25 °C unless otherwise noted)

Parameter	Test Conditions	Symbols	PS14S	Units
Minimum Breakdown voltage	Ta = 25°C,IR=1mA	V_{BR}	40	V
Maximum instantaneous forward voltage	IF=1A,Ta=25	V_F	0.58	V
Maximum DC reverse current at rated DC blocking voltage	Ta = 25°C	I_R	50	uA
Typical junction capacitance	4.0 V, 1 MHz	C_J	60	pF

Fig.1 Forward Current Derating Curve

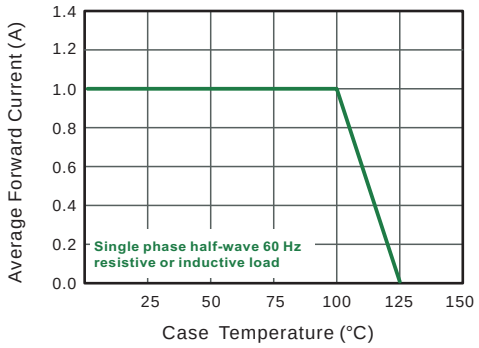

Fig.2 Typical Reverse Characteristics

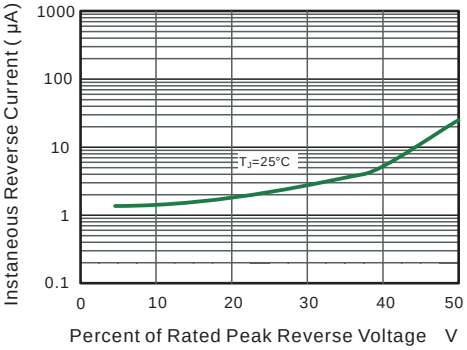

Fig.3 Typical Forward Characteristic

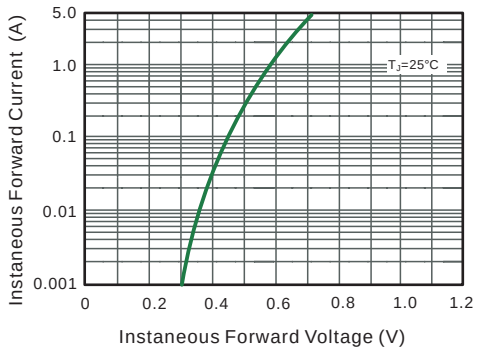

Fig.4 Typical Junction Capacitance

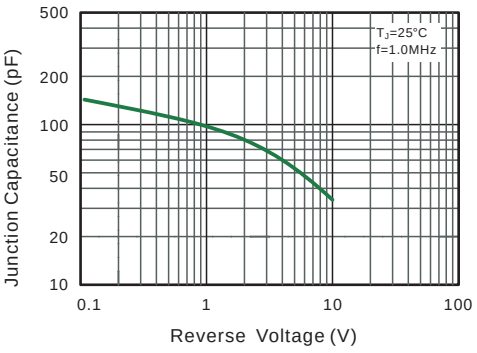

Fig.5 Maximum Non-Repetitive Peak Forward Surage Current

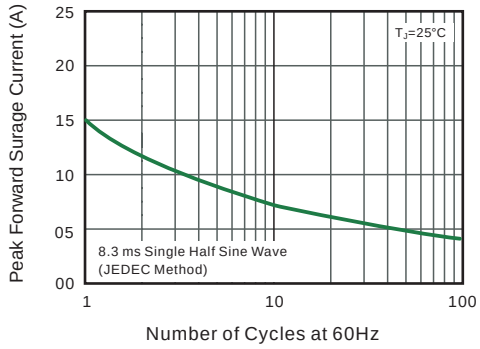

	Tape/Reel,7"reel	3000PCS/Reel 120000PCS/Carton

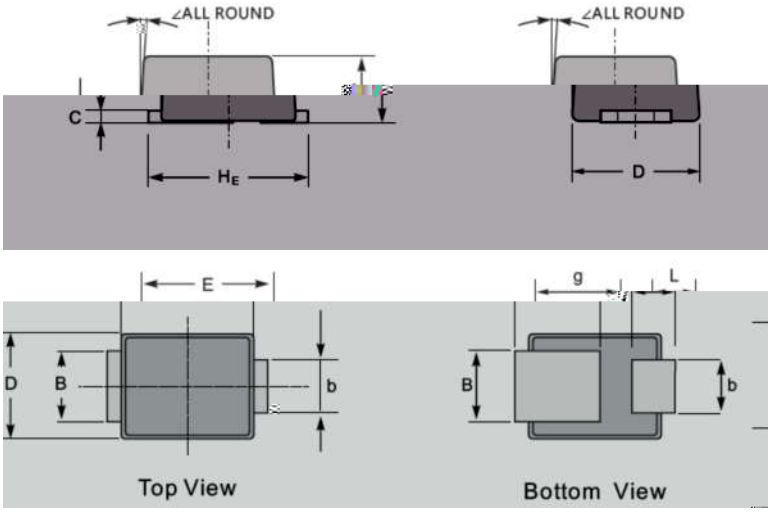

A	0.57	0.77	22	30
b	0.45	0.75	18	30
B	0.65	0.95	26	37
C	0.10	0.20	4	8
D	1.25	1.45	49	57
E	2.1	2.3	83	91
HE	2.3	2.7	91	106
g	1.1	1.55	43	61
L	0.4	0.8	16	31
∠	12°			

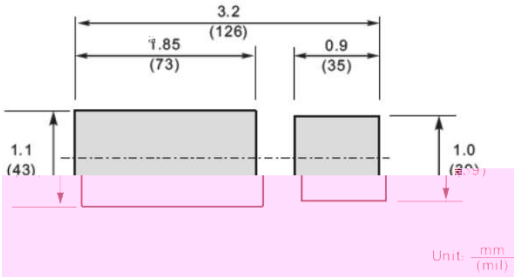

The information presented in this document is for reference only. GuangDong Youfeng Microelectronics Co.,Ltd. reserves the right to make changes without notice for the specification of the products displayed herein to improve reliability, function or design or otherwise. The product listed herein is designed to be used with ordinary electronic equipment or devices, and not designed to be used with equipment or devices which require high level of reliability and the malfunction of with would directly endanger human life (such as medical instruments, transportation equipment, aerospace machinery, nuclear-reactor controllers, fuel controllers and other safety devices),YFW or anyone on its behalf, assumes no responsibi N ή ts