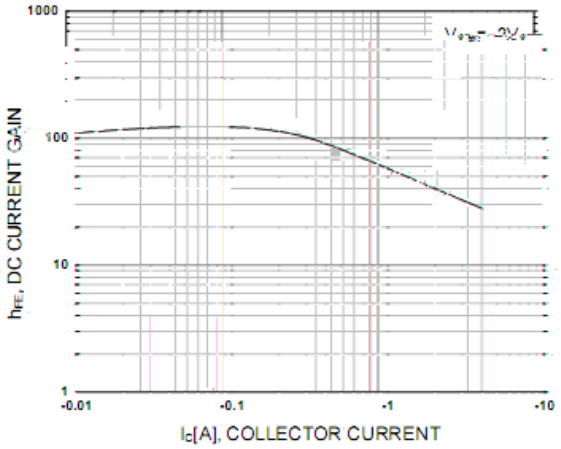

Figure 1. DC current Gain



Figure 2. Base-Emitter Saturation Voltage Collector-Emitter Saturation Voltage

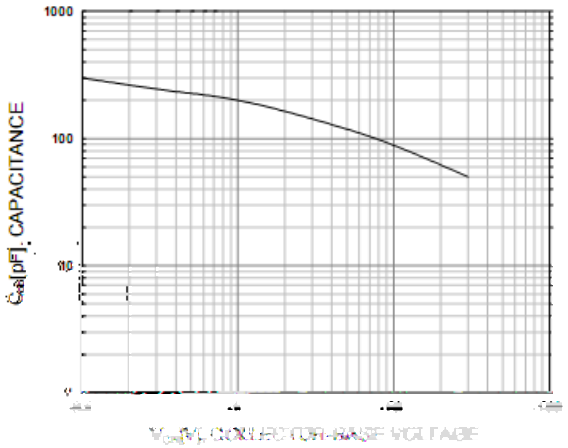

Figure 3. Collector Capacitance



Figure 4. Turn On Time



Figure 5. Turn Off Time



Figure 6. Safe Operating Area

Marking Diagram

Ordering inform

Di