1A LOW DROPOUT LINEAR REGULATOR

GENERAL DESCRIPTION



1.ADJ/GND
2.output
3.IN
SOT-223

Marking Code	
YFW1117-3.3	YFW1117 3.3

FEATURES

APPLICATION

MECHANICAL DATA

FUNCTIONAL BLOCK DIAGRAM



TYPICAL APPLICATION CIRCUIT

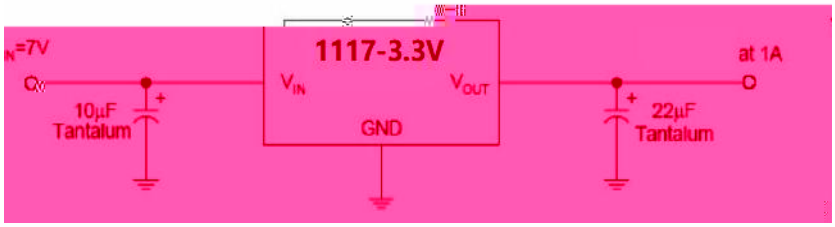

Maximum Ratings & Thermal Characteristics

Parameters	Symbol	Value	Unit
	Vi		V
	V_{ESD}		V
	T_A		
	T_J		
	T_{STG}		
	Tsolder		
	$R_{\theta JA}$		/W

Recommended Operating Conditions

Parameter	Symbol	Value	Unit
	Vi		V
	Tj		

Electrical Characteristics(Ta=25 unless otherwise noted)

Parameter	Test Conditions	Symbol	Min	Typ	Max	Unit
		VO				V
		LNR				mV
		LDR				mV
		VD				V
		Ilimit				A
						uA
		IL				uA
		Iq				mA
		RR				dB
						%

Typicalcharacteristics

Dropout Voltage vs. Output Current

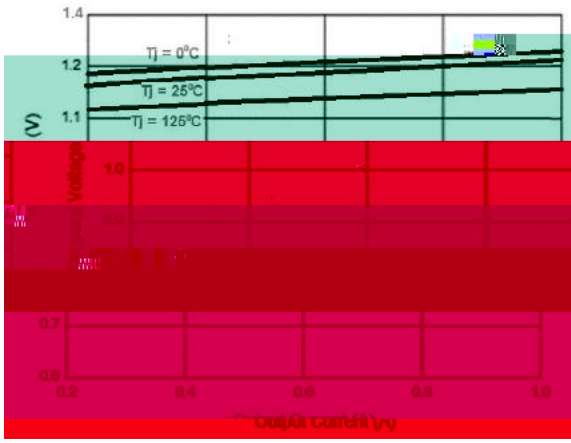

Dropout Voltage vs. Junction Temperature

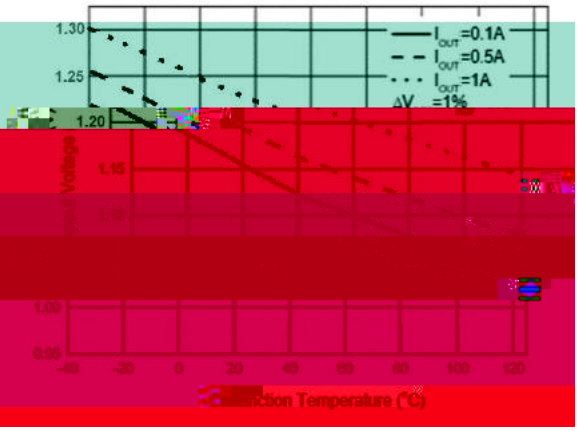

Load Regulation vs. Junction Temperature

Reference Vo



Output Voltage vs. Junction Temperature

Minimum Load Current

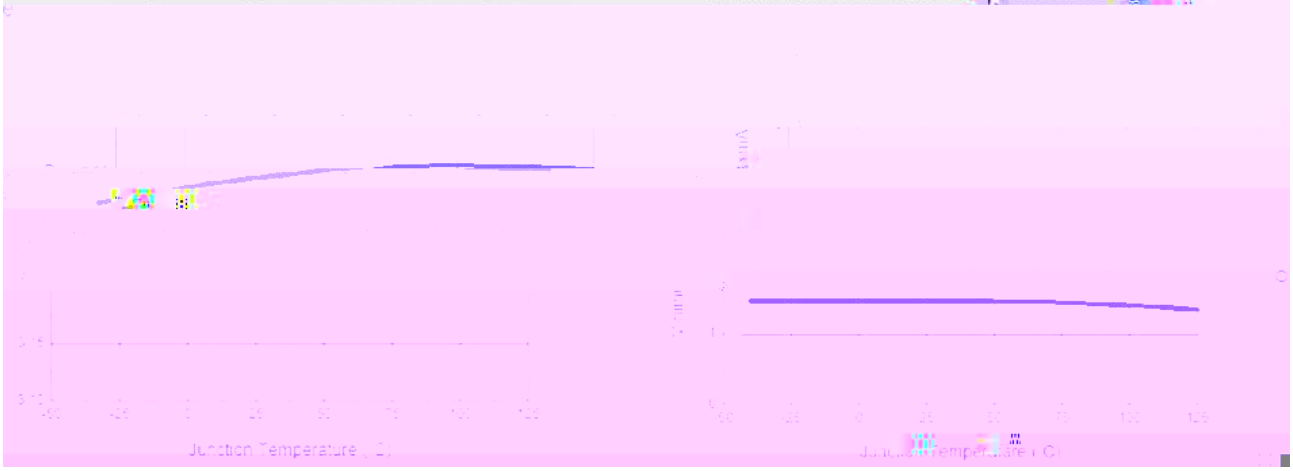

Typical characteristics

