- 650-Volt SiC JBS Rectifier
- Zero R

Forward Voltage Drop(Note2)						
I_R = 100μA			-	650	-	
at I_F=10A	T_A=25°C		-	1.34	1.65	
	T_A=175°C		-	1.66	-	
Maximum Reverse Current at V_R=650V	T_A=25°C		-	1	40	
	T_A=175°C		-	8.5	-	
Total capacitive charge	V_R = 400V		-	29	-	
Total capacitance	V_R = 1V, f = 1MHz		-	390	-	
	V_R = 200V, f = 1MHz		-	56	-	
	V_R = 400V, f = 1MHz		-	41	-	
Capacitance stored energy	V_R = 400V		-	4.2	-	

Figure 1 V_F Typical Forward Characteristics	Figure 2 I_R Typical Reverse Characteristics
I_F = 0~16A	V_R = 300~700 V
T_{VJ} ranges from -55 °C to 175 °C	T_{VJ} ranges



Figure 5. Power dissipation as function of case temperature

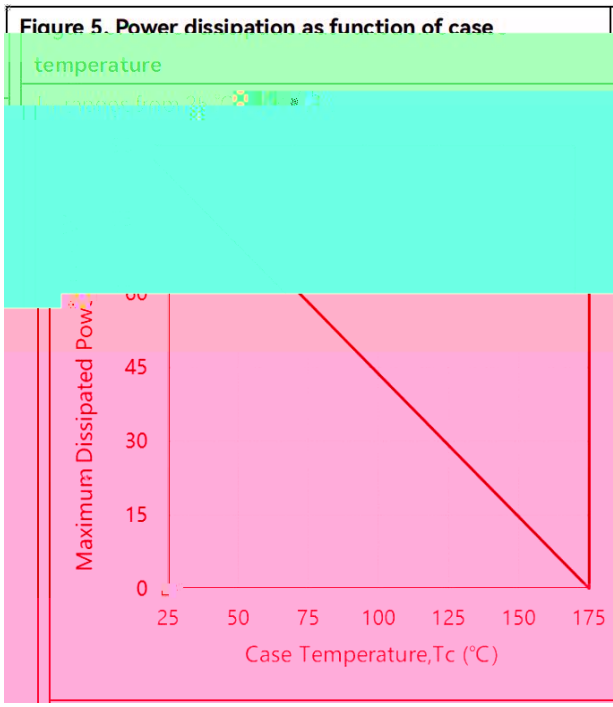

Figure 6. Capacitance Stored Energy

V_R = 0~650 V

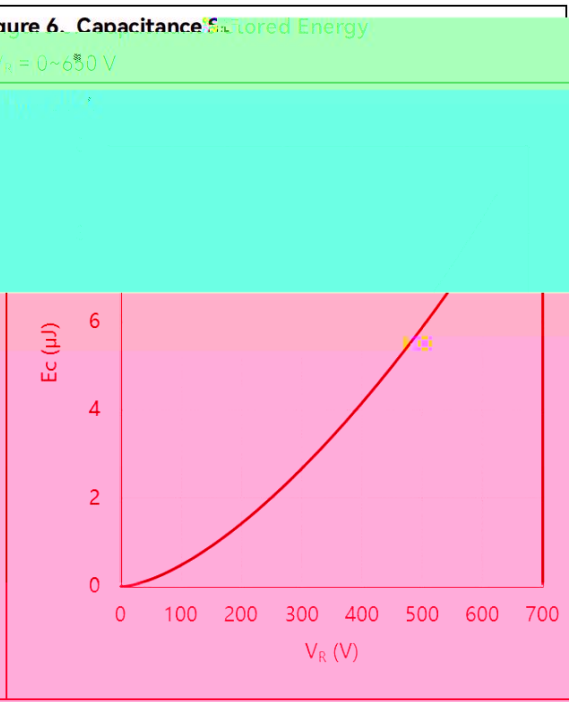

Figure 7. Max. transient thermal impedance $Z_{th(j-c)}=f(t_p)$, parameter: $D=t_p/T$

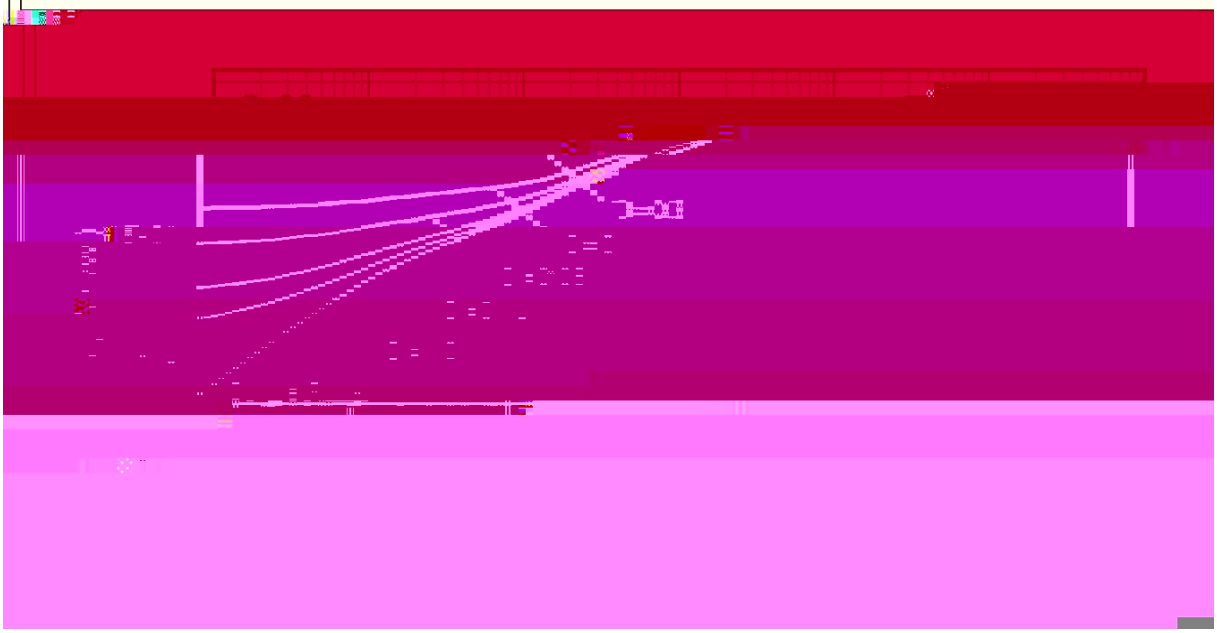

YFWD310065NT				

The information presented in this document is for reference only. GuangDong Youfeng Microelectronics Co.,Ltd. reserves the right to make changes without notice for the specification of the products displayed herein to improve reliability, function or design or otherwise. The product listed herein is designed to be used with ordinary electronic equipment or devices, and not designed to be used with equipment or devices which require high level of reliability and the malfunction of with would directly endanger human life (such as medical instruments, transportation equipment, aerospace machinery, nuclear-reactor controllers, fuel controllers and other safety devices),YFW or anyone on its behalf, assumes no responsibility or liability for any damages resulting from such improper use of sale. This publication supersedes & replaces all information previously supplied. For additional information, please visit our website https://www.yfwdiode.com, or consult YFW sales office for further assistance.